



BAUER SOLARTECHNIK  
**SUPERBLACK**  
BS-144M10HBB 530 - 540 W

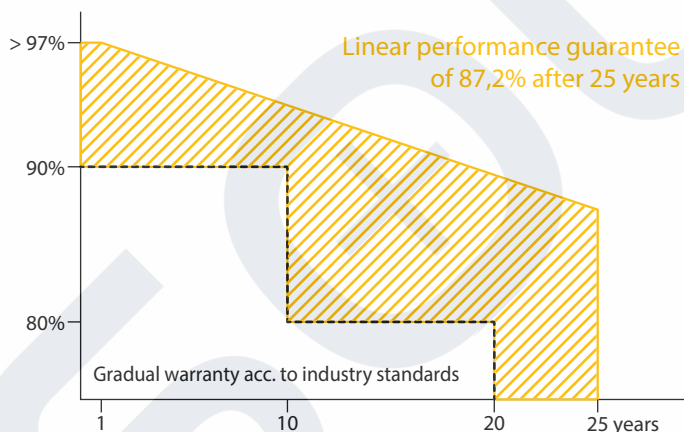
MONOCRYSTALLINE HALF-CELL MODULE - BLACK



Sample

BAUER guarantees a minimum performance value of 87,2% after 25 years for the SUPERBLACK glass-foil solar modules.

A comparison of BAUER glass-foil solar modules performance guarantee to conventional glass-foil modules according to industry standards:



### PID TEST

The solar cells of this module are tested for Potential-induced Degradation (PID)



### CERTIFICATION

Constant in-house quality controls - certified several times over by accredited inspection bodies



### HALF-CELL TECHNOLOGY

Double the amount of cells on the same surface area reduces power loss in case of e.g. shadowing



### GERMAN GUARANTOR

If necessary, it is guaranteed that a German company takes over any claim settlements



### PERFORMANCE GUARANTEE


20 year warranty and a linear performance guarantee over a period of 25 years



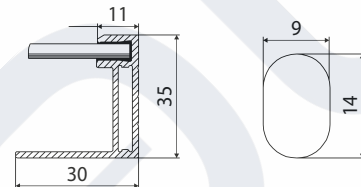
### REINSURANCE COVERAGE

BAUER is reinsured for 12 years of the product's warranty and 25 years of the product's performance guarantee

DISTRIBUTION



### BAUER SOLARTECHNIK SUPERBLACK BS-144M10HBB 530 - 540 W



#### WARRANTIES<sup>1</sup>

- 20 years product warranty
- 25 years performance guarantee

#### PHYSICAL SPECIFICATIONS

Module dimensions	2256 x 1133 x 35 mm
Weight	28,6 kg
Frame	Anodized aluminium alloy (black)
Frontside	Superblack anti-reflection glass, 3,2 mm
Embedding material	EVA
Backside	Foil (black)
Solar Cells	144 monocrystalline half-cells
Bifaciality	-
Junction box	IP68, 3 bypass diodes
Cable & connector	1x4 mm <sup>2</sup> , 500 mm, MC4 compatible

#### OPERATING CONDITIONS

Operating temperature	-40 to 85°C
Static load	5400 Pa (snow/wind)
Hail	Ø 25 mm at 23 m/s

#### CERTIFICATION

IEC 61215, IEC 61730

#### PACKAGING

Pallets/modules per truck 620

#### ELECTRICAL CHARACTERISTICS<sup>2</sup>

		BS-530-144M10HBB	BS-535-144M10HBB	BS-540-144M10HBB
Maximum power	P <sub>max</sub> (W)	530	535	540
Power output tolerance	P <sub>max</sub> (%)	0 ~ +3	0 ~ +3	0 ~ +3
Open circuit voltage	V <sub>oc</sub> (V)	49,35	49,50	49,65
Short circuit current	I <sub>sc</sub> (A)	13,71	13,78	13,85
Voltage at maximum power	V <sub>mpp</sub> (V)	41,35	41,50	41,65
Current at maximum power	I <sub>mpp</sub> (A)	12,82	12,90	12,97
Module efficiency	η <sub>m</sub> (%)	20,74	20,93	21,13
Nominal operating cell temperature	NOCT (°C)	45 +/- 2		
Temperature coefficient of Voc	T <sub>k</sub> (Voc)	-0,27 %/°C		
Temperature coefficient of Isc	T <sub>k</sub> (Isc)	+0,048 %/°C		
Temperature coefficient of P <sub>mpp</sub>	T <sub>k</sub> (P <sub>mpp</sub> )	-0,32 %/°C		
Maximum system voltage DC (TÜV)	(V)	1000		
Maximum series fuse rating	(A)	30		

<sup>1</sup>Nominal value is specified in the written warranty conditions. A possible light-induced degradation in performance is not taken into account. <sup>2</sup>Values under Standard Test Conditions (STC): air mass 1,5 AM, irradiance 1000 W/m<sup>2</sup>, cell temperature 25°C. STC measuring tolerance: ±3 % (P<sub>max</sub>), ±10 % (V<sub>max</sub>, I<sub>mpp</sub>, V<sub>oc</sub>, I<sub>sc</sub>). The beneficiary under the reinsurance policy is solely Bauer Solar GmbH. Please contact us to get information on how this insurance coverage benefits you as a customer. Note: please read the safety instructions and installation manual before using this product.  
Subject to change. © 2023 Bauer Solar GmbH. Effective: 04/04/23.

#### DISTRIBUTION