




QNM182-HS-54

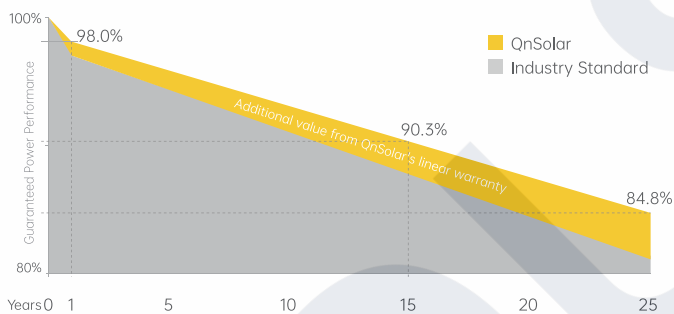
**395-415W**

Monofacial PERC Half-Cell Module

**Max Efficiency 21.3%**



**LINEAR PERFORMANCE WARRANTY**



Linear power guarantee over 84.8% power output after 25 years

**12** years

Product materials and process warranty

**25** years

Linear power warranty

**< 2%**

First year power degradation

**< 0.55%**


Year 2-30 power degradation

**COMPREHENSIVE CERTIFICATES**



- IEC 61215, IEC 61730
- ISO 9001:2015 Quality Management System
- ISO 14001:2015 Environmental Management System
- ISO 45001:2018 Occupational Health and Safety Management System

\* Different markets have different certification requirements. Also, the products are under rapid innovation. Please confirm the certification status with regional sales representatives.



The superior MBB technology and leading process ensures high efficiency.



0-5w positive power tolerance peak power output ensures the reliability of the module



Effectively reduces the loss of up to 2% caused by mismatch and maximizes the output power of the system.



The module shows excellent weak light performance in the morning, evening and cloudy days.




Improved cell technology and selected materials make the module has good PID resistance

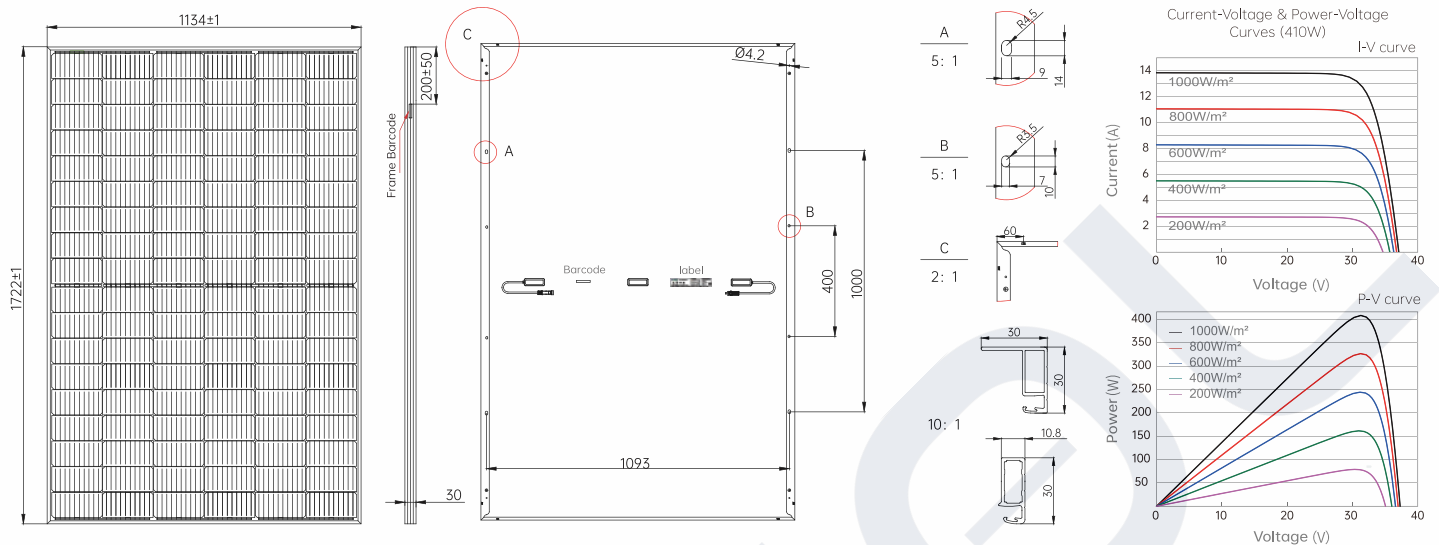


The module can withstand wind load of up to 2400Pa and snow load of 5400Pa

**PERFORMANCE INSURANCE**



## MODULE DIMENSIONS (mm)



## ELECTRIC CHARACTERISTICS

Module Type	QNM182-HS395-54	QNM182-HS400-54	QNM182-HS405-54	QNM182-HS410-54	QNM182-HS415-54
STC Peak Power <b>P<sub>max</sub>(W)</b>	395	400	405	410	415
Power Tolerance (W)	0~+5				
Optimum Working Voltage <b>V<sub>m</sub>(V)</b>	30.84	31.01	31.21	31.42	31.61
Optimum Working Current <b>I<sub>m</sub>(A)</b>	12.81	12.90	12.98	13.05	13.13
Open Circuit Voltage <b>V<sub>oc</sub>(V)</b>	36.98	37.07	37.23	37.35	37.46
Short Circuit Current <b>I<sub>sc</sub>(A)</b>	13.70	13.79	13.87	13.95	14.02
Module Efficiency (%)	20.2	20.5	20.7	21.0	21.3

STC (Standard Testing Conditions): Irradiance 1000W/m<sup>2</sup>, Cell Temperature 25 °C, Spectra at AM1.5

## MECHANICAL PARAMETERS

Cell Type	P-type PERC Monocrystalline 182×91mm
Number of Half Cells	108(6×9×2)
Module Size	1722 mm × 1134 mm × 30 mm
Weight	20.8kg
Front Glass	3.2mm Coated tempered glass
Frame	Anodized aluminum alloy
Junction Box	IP68 standard (3 bypass diode)
Output Cable	TUV (2pfg1169:2007)
	4mm <sup>2</sup> /1200mm
Connector	Compatible with MC4
Packaging of 40'HC	936pcs / 26 pallets / 36pcs per pallet

## TEMPERATURE CHARACTERISTICS & OPERATING PARAMETERS

Nominal Operating Cell Temperature (NOCT)	45±2°C
Temperature Coefficient of <b>P<sub>max</sub></b>	-0.32%/°C
Temperature Coefficient of <b>V<sub>oc</sub></b>	-0.26%/°C
Temperature Coefficient of <b>I<sub>sc</sub></b>	0.052%/°C
Maximum System Voltage	DC1500V
Maximum Series Fuse Rating	25A
Operating Temperature	-40°C ~ +85°C
Rated Operating Cell Temperature	45°C±2°C
Front Side Maximum Static Loading	5400pa
Rear Side Maximum Static Loading	2400pa
Hailstone Test	25mm Hailstone at the speed of 23m/s

NOCT (Nominal Operating Cell Temperature): Irradiance 800W/m<sup>2</sup>, Ambient Temperature 20°C, Spectra at AM1.5, Wind at 1m/s



Web: [www.qn-solarpv.com](http://www.qn-solarpv.com) E-mail: [info@qn-solarpv.com](mailto:info@qn-solarpv.com)

\* The technical parameters contained in this datasheet may deviate slightly, and QnSolar does not guarantee that they are completely accurate. Due to continuous innovation, research and development and product improvement, QnSolar reserves the right to adjust the information in this datasheet at any time without prior notice. The customer should obtain the latest version of datasheet when signing the contract and make it an integral part of the binding contract signed by both parties. The Chinese (or other language) translation files of this datasheet are for reference only. If there is any inconsistency between the English version and the Chinese version (or other language versions), the English version shall prevail.